




THE WRINKLES OF EXPERIENCE

THE WRINKLE FREE EXPERIENCE



G line



| **e** line



e line

e 100.25 | e 120.25 | e 140.25 |
e 140.30 | e 160.30 | e 200.30 |

LEADING MANUFACTURER OF FLATWORK IRONERS

- **LEADING SPECIALIST MANUFACTURER**
GMP is the European leading specialist manufacturer of flatwork ironers for OPL, commercial and small/medium industrial laundry segments.

- **DEDICATED IRONING SOLUTIONS & WORLDWIDE PRESENCE**
GMP offers the widest choice of flatwork ironers in Europe, providing dedicated ironing solutions to meet the worldwide demands of the most various business segments: hotels and restaurants, commercial and industrial laundries, communities, army, oil platforms, camps, shipboard laundries, self-service laundries, tailor industry.

GMP is present in more than 80 countries in the world.

- **COMMITMENT TO INNOVATION**
5 international patents cover innovative solutions, which have often represented evolution steps for the whole industry.

GMP constantly monitors field statistics and gathers inputs from the market, studying new solutions and testing the most modern materials to increase machinery efficiency for the maximum customer benefits.

Reliability and distinctive quality are the basic points GMP research&development department looks at when developing new projects.

Because this is the most concrete way to demonstrate our customers are important for us.

- **CARING ABOUT OUR CUSTOMERS**
Being a customer focussed company has been a key factor of GMP success since the very first steps in this industry: our sales and service teams are trained to assist you with a competent advice for a confident choice of the most appropriate solution for your business, with prompt technical assistance and with quick deliveries of genuine spare parts.

Our people are not only prepared to help you, but genuinely happy to do so.
Experience an unmatched service level.
Experience GMP.



e line

UNMISTAKABLE DESIGN FOR UNMATCHED RELIABILITY & SAFETY



Chromed Chest.



Feeding Profile.



1 Patented Roll Removing System Fast and Easy Reconditioning

Fully reconditioning your ironer in less than an hour and renovating the original ironing finish is now possible, thanks to the patented "roll removing system". Original GMP spare roll is assembled in the factory by automatic and specifically designed tool machinery, according to the strictest quality standards, and will ensure perfect ironing results.

2 Aluminium Feeding Table

Feeding your linen has become simpler thanks to the purposely shaped feeding profile. Aluminium surface can be easily cleaned and will grant the hygiene of your laundry.

3 Chromed Chest

Chromed steel has proven to be the best possible choice for ironing: it ensures an excellent resistance to friction and an extreme longevity.

4 Double Temperature Sensors

The best and most accurate temperature control system available, with 2 probes monitoring the temperature across the whole ironing surface. GMP exclusive system avoids fluctuation, automatically cutting off the heating when unbalances or limit temperatures are detected by the probes. Concrete benefits:

- Protects your laundry: no scorching.
- Extends the lifespan of the roller covering.
- No energy loss.

5 Reducing Utilities Costs

Double-sensor temperature control system, matched with a newly designed heat protection featuring a sensitively enhanced insulation, reduces heat dispersion, improves its redistribution on the ironing surface and cuts energy losses.

6 Practical Foot Pedal

Stops the roller rotation and leaves your hands free to accommodate the linen in the feeding process.

7 Painted Feeding Basin

Long items to feed? GMP has realized a specific feeding basin for easy handling of your laundry.

8 User Friendly Control Panel

Large, simple and extremely easy to understand. Ironing speed and temperature can be freely programmed by the operator to suit the fabric processed.

9 Interchangeable Voltage on E.25 Models

Voltage can be configured in the field, according to site needs: V.230/1/50-60Hz, V.230/3/50-60Hz, V.400/3N/50-60Hz.

e line

TECHNICAL DATA



	e100.25	e120.25	e140.25	e140.30	e160.30	e200.30
Roller dimensions	1000 x Ø250 mm	1200 x Ø250 mm	1400 x Ø250 mm	1400 x Ø300 mm	1600 x Ø300 mm	2000 x Ø300 mm
Supply tension, *configurable	V.230/1/50-60Hz V.230/3/50-60Hz V.400/3N/50-60Hz	V.230/1/50-60Hz V.230/3/50-60Hz V.400/3N/50-60Hz	V.230/1/50-60Hz V.230/3/50-60Hz V.400/3N/50-60Hz	V.400/3N/50Hz	V.400/3N/50Hz	V.400/3N/50Hz
Heating power	6 kW	6,9 kW	7,5 kW	9,9 kW	11,4 kW	15 kW
Motor(s)	0,18 kW	0,18 kW	0,18 kW 0,24 kW for .A	1,1 kW	1,1 kW	1,1 kW
Absorption (Amps)	V.230/1: 19,2A V.230/3: 15,7A V.400/3: 9A	V.230/1: 22A V.230/3: 18A V.400/3: 10,4A	V.230/1: 24A V.230/3: 19,6A V.400/3: 11,3A	V.230/3: 27,8A V.400/3: 16A	V.230/3: 31,5A V.400/3: 18,2A	V.230/3: 40,6A V.400/3: 23,3A
Ironing speed, variable	1 ÷ 5 m/min	1 ÷ 5 m/min	1 ÷ 5 m/min	1 ÷ 5 m/min	1 ÷ 5 m/min	1 ÷ 5 m/min
Steam extraction	n/a	n/a	optional Ø70 mm, 120 m³/h	standard Ø75 mm, 360 m³/h	standard Ø75 mm, 360 m³/h	standard Ø75 mm, 360 m³/h
Hourly production (recommended moisture)	25 kg (15-20%)	30 kg (15-20%)	35 kg (20-25%)	40 kg (25%)	50 kg (25%)	60 kg (25%)
Ironer dimensions (wxdxh)	1520x445x1070 mm	1720x445x1070 mm	1920x445x1070 mm	1970x540x1080 mm	2170x540x1080 mm	2570x540x1080 mm
Packing dimensions, crated (wxdxh)	1690x580x1250 mm	1890x580x1250 mm	2090x580x1250 mm	2140x690x1300 mm	2300x690x1300 mm	2740x730x1400 mm
Weight, gross/net	140/104 kg	146/110 kg	189/151 kg	263/219 kg	278/231 kg	306/253 kg

* DIFFERENT VOLTAGES THAN INDICATED AVAILABLE ON OPTION, PLEASE CONTACT OUR SALES OFFICES

OPTIONS

INVESTING ON THE
ROLLER PADDING:
TENAX

TENAX is a stainless steel padding that replaces the standard roller padding made of steelwool. Purposely studied and dimensioned by GMP for its products, TENAX lasts for the entire life of the ironer and opposite to the steelwool does not require any maintenance.

5 years warranty for TENAX padding.

In a medium-term perspective, TENAX should rather be considered as an investment with immediate return than as a pure cost: in fact, it guarantees a considerable reduction of maintenance and running expenses, improving at the same time the ironing quality and productivity.

If you already own an E line ironer and you wish to upgrade to TENAX, please contact our sales offices: we would be more than glad to supply you further information and the best quotation.



SOLUTIONS FOR
COIN-OP LAUNDRIES

GMP has studied special solutions for self-service operation: E line can be easily configured for connection to coin meter or central payment systems with multiple functions.

Customized ABS covers are also available to match the design of your shop.





Gline

G 14.25 | G 15.35 | G 18.35 | G 21.35 | G 26.35
| G 21.50 | G 26.50 | G 32.50



G14.25

OUTSTANDING FINISH, SUPERB PERFORMANCES & AFFORDABLE INVESTMENT? G14.25 IS THE ANSWER.

EXTRA-WIDE CONTACT SURFACE FOR SUPERB PERFORMANCES

G14.25 features a 35% wider contact surface between the linen and the roller compared to similar models on the market. This boosts the productivity up to 25 kg/h, resulting in 20 tons of ironed linen more every year! (250 working days, 8 hours/day shifts)

A TRUE DRYING IRONER

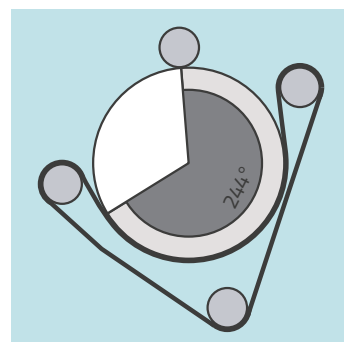
G14.25 irons and dries in one single passage single-layer linen straight out from the high-spin washer extractor (1000 rpm; 50% residual moisture). Processing time is significantly reduced, bringing further saving on utilities and labour.

IRONING KING-SIZE WITH EXCELLENT FINISH

Although G14.25 "only" features a roller width of 1.45 mt, it can process almost any kind of linen, up to the king size bed sheets. This model grants an excellent finish on any fabric type, including the delicate or difficult to treat ones, such as linen, table cloths with embroideries or made of composite fabrics (like polyester on one side and cotton on the other) as well as duvet covers.

EFFICIENT TEMPERATURE CONTROL, LOW CONSUMPTION

Thanks to the extremely precise temperature control achieved, heating power needed for electrically heated version is just 12 kW, while gas heated version only needs 1,05 kg/h of LPG for the same performances.



MAIN FEATURES

CYLINDER: polished steel
FEEDING: aluminium table
SPEED: variable
CONTROL: electronic
COOL-DOWN: yes

OPTIONS

→ CHROMED CYLINDER
→ SELF-SERVICE VERSION

contact angle 244°
for an extension of 1,23 m²



G15.35-18.35-21.35-26.35

UNMATCHED FINISH & SUPERIOR PERFORMANCES



UNMATCHED FINISH

G.35 line is recognized to grant an unmatched ironing finish, thanks to a specifically studied pressure roller that allows treating even the most complex fabrics, including delicates like silk and table cloths with embroideries or made of composite fabrics (ex. polyester on one side and cotton on the other).

EFFICIENT TEMPERATURE CONTROL

Finding the right balance between performances and energy costs is one of the main aspects a modern laundry manager considers. This involves installing machinery that make a rational use of the energy and grant at the same time constant output.

G line features a tremendously efficient temperature control, with reactive sensors and an excellent management of power installed, that allow obtaining an ideal temperature distribution across the whole ironing surface.

PATENTED TITANIUM-STEEL BURNER

Gas heated version uses a in-house developed patented burner, the most efficient in our sector, realized with the most modern technologies and materials to grant at the same time perfect temperature control and maximum lifespan.

SMART ELECTRONICS FOR EASY DIAGNOSTICS

Wide and user friendly control panel with clear indications of ironing parameters. Smart diagnostics on display.

EXTRA-STRONG STEAM EXTRACTION SYSTEM

Overdimensioned motor for maximizing the efficiency of the steam extraction system.

MAINTENANCE-FREE ROLLERS

No more rubber padding for belts draft rollers, but knurled metal: grants grip and eliminates one of the most frequent maintenance operations.

LINT FILTERS

Protect exhaust motors from overheating due to scarce ventilation, increasing their lifespan.

FOOT PEDAL

Stops the roller rotation and leaves your hands free to accommodate the linen in the feeding process.



MAIN FEATURES

CYLINDER: polished steel
FEEDING: belts
SPEED: variable
CONTROL: electronic
COOL-DOWN: yes

OPTIONS

→ CHROMED CYLINDER
→ 2 TEMPERATURE PROBES
→ SELF-SERVICE VERSION

G21.50-26.50-32.50

UNMATCHED DESIGN FOR UNRIVALED, NON-STOP OUTPUT



SKS SYSTEM.



Cylinder Floating Support System.



1. SKS SYSTEM

Special Steam Suction Hood

A newly, specially designed, extra-wide suction hood efficiently collects the steam flow and conveys it into the extraction piping:

- No heat dispersion: because of its special design, the hood will extract only the humidity (steam) without affecting the temperature of the cylinder, eliminating heat dispersions and thus saving on energy costs.
- Shorter drying times: thanks to the extra-wide extraction surface, water will evaporate very quickly from the linen and the belts, allowing working

at higher ironing speed.

- Extremely silent.
- Easy replacement of the pressure roller ribbons.

2. STRONGLY BUILT, TO THE SMALLEST DETAILS

High quality Nomex ironing belts lifespan between 5.000 and 7.000 working hours. Lint filters protect exhaust motors from overheating due to scarce ventilation, increasing their lifespan. No rubber padding for belts draft rollers, but knurled metal: grants grip and eliminates one of the most

frequent maintenance operations. Patented burner on gas heated versions.

3. FSS: FLOATING SUPPORT SYSTEM FOR THE CYLINDER

Increase the system reliability, thanks to the homogeneous weight distribution granted by the specially designed floating system, matched with doubled cylinder support rollers: 8 instead of the standard 4. Lifespan of the single support rollers is extended. Easier maintenance: no cylinder support bars. FFS allows easy and

quick replacement of the wheels, one of the most common maintenance operations on a drying ironer.

4. EFFICIENT TEMPERATURE CONTROL

Ironing temperature is constantly monitored across the cylinder surface thanks to a 2 sensors system, automatically cutting off the heating when unbalances or limit temperatures are detected by the probes. Reduces energy consumption, additionally it preserves pressure roller covering and ironing belts from scorching.

5. HYGIENE AND HEALTH: CHROMED CYLINDER

Choosing the version with chromed cylinder is almost a must nowadays: linen destined to come in contact with food or human skin should not be contaminated by oxidation products that inevitably form on the surface of a polished cylinder. Additionally, lifespan of the belts and of the pressure roller covering considerably extends thanks to being submitted to less frictions. Ironing quality improves because of the smoother surface granted by a chromed surface.

No waxing is required during seasonal shutdowns of the laundry. * Optional

6. SMART ELECTRONICS FOR EASY DIAGNOSTICS

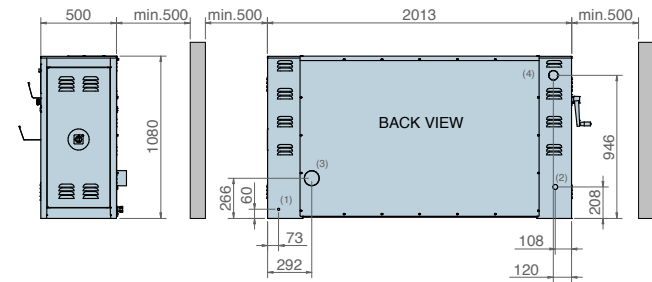
Wide and user friendly control panel with clear indications of ironing parameters. Smart diagnostics on display. Cool-down system.

Gline

TECHNICAL DATA

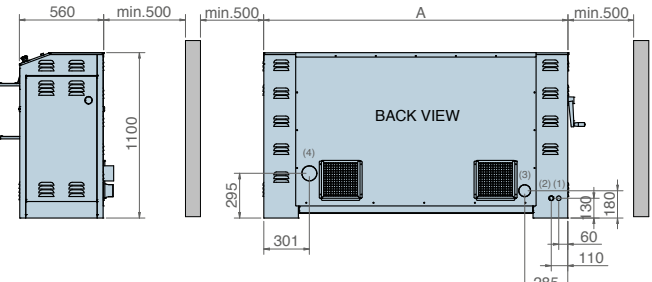
		G14.25	G15.35	G18.35	G21.35	G26.35
Cylinder dimensions		1450 x Ø270 mm	1480 x Ø325 mm	1800 x Ø325 mm	2100 x Ø325 mm	2580 x Ø325 mm
Supply tension *		V.400/3N/50Hz el. V.230/1/50Hz gas	V.400/3N/50Hz el. V.230/1/50Hz gas	V.400/3N/50Hz el. V.230/1/50Hz gas	V.400/3N/50Hz el. V.230/1/50Hz gas	V.400/3N/50Hz el. V.230/1/50Hz gas
Heating source						
ELECTRIC	Heating power	12 kW	18 kW	20,7 kW	23,4 kW	27 kW
GAS	Thermal power	13,6 kW	22 kW	25,6 kW	27 kW	33,5 kW
	Gas consumption nat. gas	1,44 m³/h	2,26 m³/h	2,71 m³/h	2,82 m³/h	3,53 m³/h
	LPG	1,05 kg/h	1,8 kg/h	2,02 kg/h	2,2 kg/h	2,5 kg/h
Motor(s)						
	ELECTRIC	0,27 kW	1 kW	1 kW	1 kW	1 kW
	GAS	0,32 kW	1,2 kW	1,2 kW	1,2 kW	1,2 kW
Absorption (Amps)		el V.400/3: 17,8 A gas V.230/1: 2,2 A	el V.400/3: 27,6 A gas V.230/1: 5 A	el V.400/3: 31,5 A gas V.230/1: 5 A	el V.400/3: 35,4 A gas V.230/1: 5 A	el V.400/3: 44,5 A gas V.230/1: 5 A
Ironing speed, variable		0,8 ÷ 3 m/min	1,6 ÷ 5 m/min	1,6 ÷ 5 m/min	1,6 ÷ 5 m/min	1,6 ÷ 5 m/min
Steam extraction Fumes extraction		180 m³/h 100 m³/h	720 m³/h 360 m³/h	720 m³/h 360 m³/h	720 m³/h 360 m³/h	720 m³/h 360 m³/h
Hourly production (recommended moisture 50%)		25 kg	43 kg	50 kg	56 kg	75 kg
Ironer dimensions (wxdxh)		2010x510x1080 mm	2010x550x1100 mm	2340x550x1100 mm	2640x550x1100 mm	3140x580x1150 mm
Packing dimensions (wxdxh)		2100x650x1250 mm	2100x690x1500 mm	2450x690x1500 mm	2850x690x1500 mm	3250x690x1500 mm
Weight, gross/net		340/310 kg	474/450 kg	520/490 kg	580/548 kg	840/780 kg
* DIFFERENT VOLTAGES THAN INDICATED AVAILABLE ON OPTION, PLEASE CONTACT OUR SALES OFFICES						

G14.25



- (1) ELECTRICAL CONNECTION (PG21)
- (2) GAS CONNECTION (G 1/2" M)
- (3) STEAM EXHAUST Ø100 mm
- (4) FUMES EXHAUST Ø80 mm (only gas heated models)

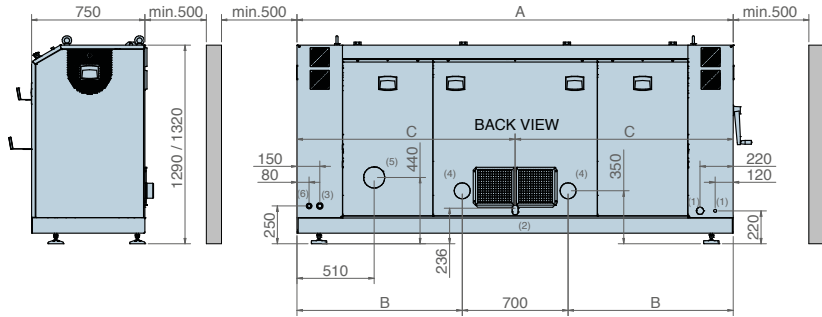
G35



- (1) ELECTRICAL CONNECTION (PG21)
- (2) GAS CONNECTION (G 1/2" M)
- (3) STEAM EXHAUST Ø80 mm
- (4) FUMES EXHAUST Ø100 mm (only gas heated models)

		G21.50	G26.50	G32.50
Cylinder dimensions		2100 x Ø500 mm	2580 x Ø500 mm	3200 x Ø500 mm
Supply tension *		V.400/3N/50Hz	V.400/3N/50Hz	V.400/3N/50Hz
Heating source				
ELECTRIC	Heating power	39 kW	49,5 kW	61,5 kW
GAS	Thermal power	54 kW	67 kW	95,2 kW
	Gas consumption nat. gas	5,6 m³/h	7 m³/h	9,8 m³/h
	LPG	4,4 kg/h	5 kg/h	7,6 kg/h
STEAM	Average consumption	50 kg/h	70 kg/h	90 kg/h
Motor(s)				
	ELECTRIC / STEAM	3 kW	3 kW	3 kW
	GAS	4,1 kW	4,1 kW	4,1 kW
Absorption (Amps)		el 62A gas/steam 5A	el 77A gas/steam 5A	el 94A gas/steam 5A
Ironing speed, variable		1,6 ÷ 8 m/min	1,6 ÷ 8 m/min	1,6 ÷ 8 m/min
Steam extraction Fumes extraction		120 m³/h 1400 m³/h	120 m³/h 1400 m³/h	120 m³/h 1400 m³/h
Hourly production (recommended moisture)		75 kg/h el 85 kg/h gas 95 kg/h steam @4bar	95 kg/h el 110 kg/h gas 112 kg/h steam @4bar	120 kg/h el 135 kg/h gas 136 kg/h steam @4bar
Ironer dimensions (wxdxh)		2880x750x1290 mm	3280x750x1290 mm	3880x750x1290 mm
Packing dimensions		2990x920x1600 mm	3390x920x1600 mm	4190x920x1600 mm
Weight, gross/net		1288/1200 kg	1413/1320 kg	1800/1700 kg
* DIFFERENT VOLTAGES THAN INDICATED AVAILABLE ON OPTION, PLEASE CONTACT OUR SALES OFFICES				

G50



- (1) ELECTRICAL CONNECTION
(PG13.5 for gas and steam heated models; PG36 for electric heated models)
- (2) GAS CONNECTION (G 1" M)
- (3) STEAM CONNECTION (G 1" M)
- (4) STEAM EXHAUST Ø100 mm
- (5) FUMES EXHAUST Ø120 mm (only gas heated models)
- (6) CONDENSATE EXIT G 1/2" M (only steam heated models)



GMP COMMERCIALE SRL

Via Sernaglia, 74
31053 PIEVE di SOLIGO (TV)
ITALY

PH: +39.0438.82354 / 82547
FAX: +39.0438.842755

info@gmp.it
www.gmp.it